

a really handy guide to  
**choosing screening trees  
for your garden**

---

written for you

by



**hardy-eucalyptus.com**  
the eucalyptus experts

---



Direct line: 07515 261 511

Office (answerphone): 01905 888 098



office@hardy-eucalyptus.com



www.hardy-eucalyptus.com



tweet @HardyEucalyptus



facebook Hardy Eucalyptus

---

## Who this guide is for

---

We get a lot of people asking for screening trees for privacy, shade, windbreaks, hedge-screens, partitioning screens, and other functions.

But, usually it's to hide; nosey neighbours, new housing developments, a busy road, a new pylon, inconsiderately constructed garages, unattractive dormer windows, people that don't know how to use curtains, nude sunbathers etc...

So to those asking, we say;

≡ we have the tree for you! ≡

---

## Choose Grafton Nursery

---

**Grafton Nursery is the home of Hardy Eucalyptus.**

We are an award winning, specialist nursery with **over 35 years** of practical horticulture and research experience, and we've got **20 medals** to prove it.

**We grow over 60 species** of Eucalyptus from seed at our UK nursery, and we ship to customers all over Europe.

**Among other things, we have:**

- written several guides and a book about growing Eucalyptus,
- been hired to give lectures,
- been featured in magazine articles,
- been filmed for the RHS Chelsea Flower Show 2018.

**So you know you're buying from the best.**

Hilary - CEO, author and top quality grower



 07515 261 511

 office@hardy-eucalyptus.com  www.hardy-eucalyptus.com

 @HardyEucalyptus

 Hardy Eucalyptus

---

## How to use this guide

---

- grab a pen and answer the following questions
- pick your tree based on your results
- find your tree at [hardy-eucalyptus.com](http://hardy-eucalyptus.com)

*there's a present  
for you  
at the end!*

---

## Things to do first

---

This guide is quite detailed to help you choose your Eucalyptus species based on your wishes and environmental conditions.

### It would be helpful if you had to hand:

- seasonal temperatures (especially below 0°C)
- soil type, and pH if particularly acidic/alkaline
- distance to the coast if nearby (hopefully you'd know that!)
- the fully grown height and number of trees you will need

*call us for quick  
advice!*

---


## Things to remember

---

Trees are like people. They like food, **lots of water** and sunlight. They have different personalities and grow to different shapes & sizes. They are good at different jobs and some thrive in environments where others won't do so well.

They're easy to grow, but like with all living beings, you'll kill it if you get it wrong.

**Please read this guide carefully to make sure you are picking the right tree for the job you need it to do, and make sure it's suited to your environment.**

We love our trees like they're our children (some even have names!), please look after our babies well when they are in their new home 

*Need extra help or advice? Send us an email, call, or go online*

 07515 261 511

 [office@hardy-eucalyptus.com](mailto:office@hardy-eucalyptus.com)

 [www.hardy-eucalyptus.com](http://www.hardy-eucalyptus.com)

 @HardyEucalyptus

 Hardy Eucalyptus

# Start here!

This section is about your **ground conditions**.  
Keep a note of your answers, options are highlighted in *yellow*

Use your answers to help you choose from  
the grid towards the end.

# 1

## How hardy does your tree need to be?

How cold does your garden become in an average winter?

- I can have half-hardy plants; **H3** minimum of  $-5^{\circ}\text{C}$
- I get average winters; **H4** between  $-5^{\circ}\text{C}$  and  $-10^{\circ}\text{C}$
- I get cold winters; **H5** between  $-10^{\circ}\text{C}$  and  $-15^{\circ}\text{C}$
- I get very cold winters; **H6** between  $-15^{\circ}\text{C}$  and  $-20^{\circ}\text{C}$
- My plants have to be very hardy; **H7** colder than  $-20^{\circ}\text{C}$

## What's your exposure like?

# 2

What part of the country are you in?

- I'm right on the **coast**
- I'm land-locked and fairly **sheltered**
- I'm inland but **exposed** to fast and cold winds

And will your new tree...

- enjoy lots of open **sun**
- be in part or full **shade**\*

Keep going, there's more!

call us if you  
need help!



07515 261 511



office@hardy-eucalyptus.com



www.hardy-eucalyptus.com



@HardyEucalyptus



Hardy Eucalyptus

# 3

## Describe your soil.

If you were to dig a hole:

- It's **dry**, stony and free draining
- Just **normal** soil; drains well, doesn't lie wet in the winter<sup>+</sup>
- Heavy and **wet** in the winter<sup>+</sup> but cracks open in the summer

## How will you prune yours?

# 4

You can keep them short or let them grow:

- Short and bushy **less than 2m tall**
- A loose screen about **2 - 2.5m tall**
- A pruned standard with foliage at **2 - 5m**
- A medium height tree **5 - 10m tall**
- A tall tree **10m or more**

# 5

## How thick?

Would you like your screen to be dense or more open?

- Slightly **open** as a light screen
- Quite **dense** ... I don't like my neighbours

Great! That's the environment sorted.  
Now please pick your screen type...

or email us

# Now pick your screen type

This is an explanation of our pruning terminology.

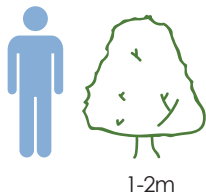
Make a note of which **screen type** does the job for you.

Compare your preferred type with the table later on to check which tree species is suitable to be pruned to that height

## Shorter screen types:

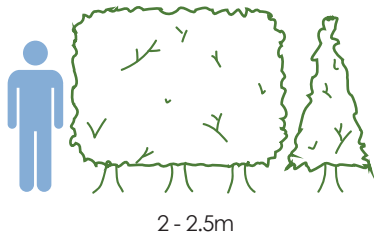
Put all the pieces of the puzzle together in the next section

### Shrub




a shrub is happy pruned to 1-2m tall, not a lot of Eucalyptus like being this short, but this shape does make an excellent low screen

### Hedge-screen



a hedge-screen is a loose, billowy screen, trees are happy kept pruned at 2-2.5m, good for obscuring views at eye-level

### Lollipop



we also call this a shrub-on-a-stick! trees are happy when pruned 2-5m tall, lightly prune regularly to keep the shape, good for screening above a fence. *E. gregsoniana* and *E. neglecta* will lose lower branches over time. The other species might remain bushy down to the ground, but this can be pruned.

## Taller types:

Multi-stem



Multi-stems either grow naturally with several base shoots, or can be encouraged through coppicing (cut right back to the ground!). They produce a wide dense canopy, and shouldn't be allowed to reach over 10m tall to prevent strain on the main stems.

*This is Bruce.  
Bruce is about 6ft tall.  
He likes warm toast, and dislikes  
the serious decline of the British  
horticultural industry.*

Tree



*E. subcrenulata*

Screening trees are excellent for obscuring above fences and also make great specimen trees for your garden and cast light shade



07515 261 511



office@hardy-eucalyptus.com



www.hardy-eucalyptus.com



@HardyEucalyptus



Hardy Eucalyptus

Well done, you've finished! A+. 5/5 for you.  
Please proceed...

## How to read your results

Hopefully you kept a note of your answers from above!

### The following pages have two grids:

- first, choose your tree based on your **ground conditions**  
This should give you a handful of trees to choose from.  
*...hey! why not buy more than one type of tree for a mixed hedge?*
- then find these trees on the **screen type** grid to see if they are suitable for your preferred pruning style.

### Keep reading to the end!

There's helpful planting and pruning tips,  
and a present for you!

*don't skip to the last page, that's cheating...!*



E. kybeanensis



E. 'Mount Bogong'



E. 'France Bleu'

Feeling stuck? Send us an email, call, or go online



07515 261 511



office@hardy-eucalyptus.com



www.hardy-eucalyptus.com



@HardyEucalyptus



Hardy Eucalyptus



# Choose your trees

Use the grid to help you pick the best tree for your garden.

These are our favourite species

not that we're really allowed to have favourites...

First, choose your tree based on your **ground conditions:**

Botanical name	Common name	Hardiness down to	Exposure*	Soil <sup>+</sup>
<i>E. archeri</i>	Alpine Cider Gum	H3 to H5 -15°C	Sheltered to slightly exposed	All soils
<i>E. 'Azura'</i>	Azura Cider Gum	H3 to H5/6 -16-18°C	Sheltered to slightly exposed	All soils
<i>E. cordata subsp. quadrangulosa</i>	Heart Leaved Gum	H3 to H4 -8 to -10°C	All conditions good for coast	Wet
<i>E. 'France Bleu'</i>	French Blue Cider Gum	H3 to H4 -8 to -10°C	Sheltered	All soils
<i>E. gregsoniana</i>	Wolgan Snow Gum	H3 to H4/5 -8 to -14°C	Sheltered	Normal to dry
<i>E. kybeanensis</i>	Kybean Mallee Ash	H3 to H5/6 -14 to -16°C	Sheltered to slightly exposed	Normal to dry
<i>E. neglecta</i>	Omeo Gum	H3 to H5/6 -14-18°C	Sheltered to slightly exposed	All soils
<i>E. nicholii</i>	Black Peppermint	H3 to H5 -14- 15°C	Sheltered	Normal to dry
<i>E. parvula</i>	Small Leaved Kybean Gum	H3 to H5/6 -14-18°C	Sheltered to slightly exposed	All soils
<i>E. pauciflora subsp. niphophila 'Mount Bogong'</i>	Dwarf Alpine Snow Gum	H3 to H5/6 -16-18°C	All conditions good for coast	Normal to dry
<i>E. subcrenulata</i>	Tasmaniana Alpine Yellow Gum	H3 to H5/6 -15 to -16°C	Sheltered to slightly exposed	Normal to wet
<i>E. urnigera</i>	The Urn Gum	H3 to H5/6 -15 to -16°C	Sheltered to slightly exposed	All soils

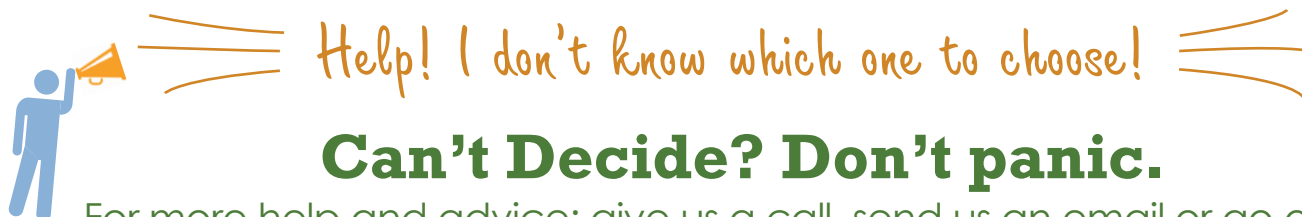
\* All of our Eucalyptus prefer full sun and open sky  
but *E. neglecta* will tolerate part shade

+ 'Snow gums' can not tolerate very wet/waterlogged soil in winter

## Now narrow down the best tree for your screen type:

- See the **pruning section** below for a description of screen types

Botanical name	Is happy kept pruned to a height of:					leaf colour
	1-2m	2-2.5m	2-5m	5-10m	10-15m	
<i>E. archeri</i>		Hedge-Screen	Lollipop or Multistem	Tree or Multistem		silvery blue
<i>E. 'Azura'</i>		Hedge-Screen	Lollipop or Multistem	Tree or Multistem		silvery blue
<i>E. cordata subsp. quadrangulosa</i>				Tree	Tree	silvery blue
<i>E. 'France Bleu'</i>	Shrub	Hedge-Screen	max. 3m Lollipop or Multistem			silvery blue
<i>E. gregsoniana</i>			Lollipop or Multistem	max 6m Tree		mid green
<i>E. kybeanensis</i>			Lollipop or Multistem			mid green
<i>E. neglecta</i>			Lollipop or Multistem	Tree		mid green
<i>E. nicholii</i>				Tree	Tree	mid green
<i>E. parvula</i>		Hedge-Screen	Lollipop or Multistem	Tree or Multistem		teal green
<i>E. pauciflora subsp. niphophila 'Mount Bogong'</i>		Hedge-Screen	Lollipop or Multistem	Tree or Multistem		silvery blue
<i>E. subcrenulata</i>		Hedge-Screen	Lollipop or Multistem	Tree or Multistem	Tree	dark green
<i>E. urnigera</i>				Tree	Tree	silvery blue



## Can't Decide? Don't panic.

For more help and advice; give us a call, send us an email or go online

 07515 261 511

 [office@hardy-eucalyptus.com](mailto:office@hardy-eucalyptus.com)  [www.hardy-eucalyptus.com](http://www.hardy-eucalyptus.com)

 @HardyEucalyptus

 Hardy Eucalyptus

Keep reading, there's more! 

## What's all this about pruning?

Not all Eucalyptus grow into giants!  
We grow over 60 species of Eucs that  
range in maximum growth height from 3m to 30+m tall

However...

### Your tree will benefit from pruning

If not pruned, many of these trees will grow to their maximum height, just like Hornbeam, Beech or Conifer hedges would.

Also, pruning helps to shape your screen,  
encourages thick new growth,  
and helps to control root spread.



But I'm not very handy with loppers...

If you don't want to prune your tree, visit our website  
[www.hardy-eucalyptus.com](http://www.hardy-eucalyptus.com)  
for more information how tall your tree might grow.

### How will you prune yours?

Compare your chosen shape with the table above to check  
which tree species is suitable to be pruned to that height

 07515 261 511

 [office@hardy-eucalyptus.com](mailto:office@hardy-eucalyptus.com)  [www.hardy-eucalyptus.com](http://www.hardy-eucalyptus.com)

 @HardyEucalyptus

 Hardy Eucalyptus

---

# How many trees do I need?

---

We want you to buy all of the trees!

But if we have to be serious, for a healthy screen we recommend:

## Hedge screens:

- Short screens = 1.5m spacing between the tree trunks
- Taller screens = up to 2.4m spacing between the tree trunks.

## Individual specimen trees or multistems:

- Best placed a minimum 2.4m apart if kept shorter
- If growing to 5m tall or more, best planted 5m apart

Choose the right spacing:

The taller you want your trees to grow, the bigger the distance between the trunks needs to be to allow the canopy to develop. However, if you require a short screen you should plant them closer together as keeping your screen very *short* but widely spaced will create gaps that the branches can't fill.



E. neglecta



E. archeri

---

## ! Planting trees !

---

When planting **any tree**, the maintained/pruned height of the tree must be equal to, or less than, the distance from any building with foundations e.g. a tree that is kept pruned to 5m tall, must be planted at 5m or more away from a building to avoid damaging foundations.

This is the same for Birch trees, Fruit trees, Conifers... **any tree!**

≡≡≡ Congratulations! ≡≡≡

You should now know which tree you need for your space.

If not, don't worry, there's lots of advice on our website

[www.hardy-eucalyptus.com](http://www.hardy-eucalyptus.com)

try using the **search filters** on the website to narrow down your options, or you can give us a call.

**Visit our website to purchase your new addition**

*Here's a present to help you  
recover from all that reading*

**Offer code:**

→ **RootGrow** ←

for or a free packet of RootGrow!\*\*  
To help you and your trees get the best start.  
Offer ends October 31st 2018

 **hardy-eucalyptus.com**  
the eucalyptus experts

 Direct line: 07515 261 511

Office (answerphone): 01905 888 098

 [office@hardy-eucalyptus.com](mailto:office@hardy-eucalyptus.com)

 [www.hardy-eucalyptus.com](http://www.hardy-eucalyptus.com)

 tweet @HardyEucalyptus

 facebook Hardy Eucalyptus

\*\* One 60g packet of RootGrow per order. RRP £2.50. Add product to basket first. Enter code at checkout. Content and photos © Hardy Eucalyptus, Grafton Nursery 2018. All information correct at time of print.